

VACCINE Schedule 2015

Existing Vaccine aggregate and schedule in Health one. This schedule includes a third injection at 6 months (Meningococcal). This vaccine has been removed from the national Schedule from July 2015.

Aggregate Selector

Find: vac

Templates

- pneumococcus vaccination schedule
- vaccination schedule

Currently we have 2 possible aggregates. The normal one to insert is the Pneumococcal aggregate.

Today we will create a new aggregate and a new schedule

right click on any vaccine

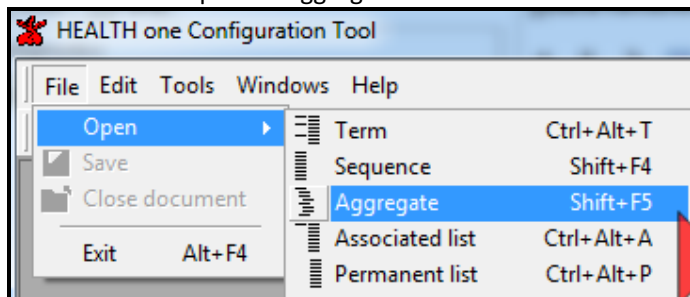
- Cut (Ctrl+X)
- Copy (Ctrl+C)
- Paste (Ctrl+V)
- Delete (Ctrl+D)
- Move selected items Up (Shift+Ctrl+Up)
- Move selected items Down (Shift+Ctrl+Down)
- Use the content as transaction comment
- Create a problem item
- Info
- Display mode
- Status (active, passive)
- Show medical info (Shift+Ctrl+J)
- Apply vaccination schedule: Vaccination_pneumo
- Shift vaccination due date

pneumococcus vaccination schedule:	
vaccine:	
infant:	
DTP(a)-Hib-IP-hepatitis B [V]:	03/08/2015
pneumococcus [V]:	03/08/2015
DTP(a)-Hib-IP-hepatitis B [V]:	01/10/2015
meningitis C [V]:	01/10/2015
DTP(a)-Hib-IP-hepatitis B [V]:	01/12/2015
pneumococcus [V]:	01/12/2015
meningitis C [V]:	01/12/2015
MMR (measles mumps rubella) [V]:	01/06/2016
pneumococcus [V]:	01/06/2016
meningitis C [V]:	01/07/2016
haemophilus Influenzae B [V]:	01/07/2016
childhood:	
DTP(a)-IP [V]:	03/06/2019
MMR (measles mumps rubella) [V]:	03/06/2019
adolescence:	
dT (adult) [V]:	01/06/2029

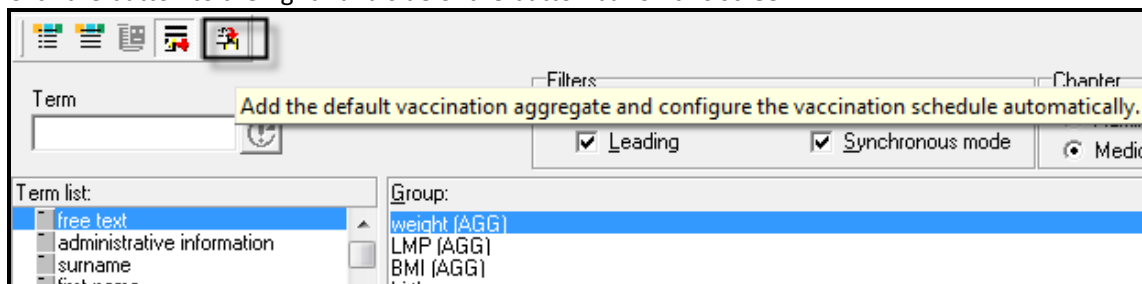
To Change the Schedule to the New (July 2015) schedule you should open the Configuration tool in Health one



Click on File → Open → Aggregate

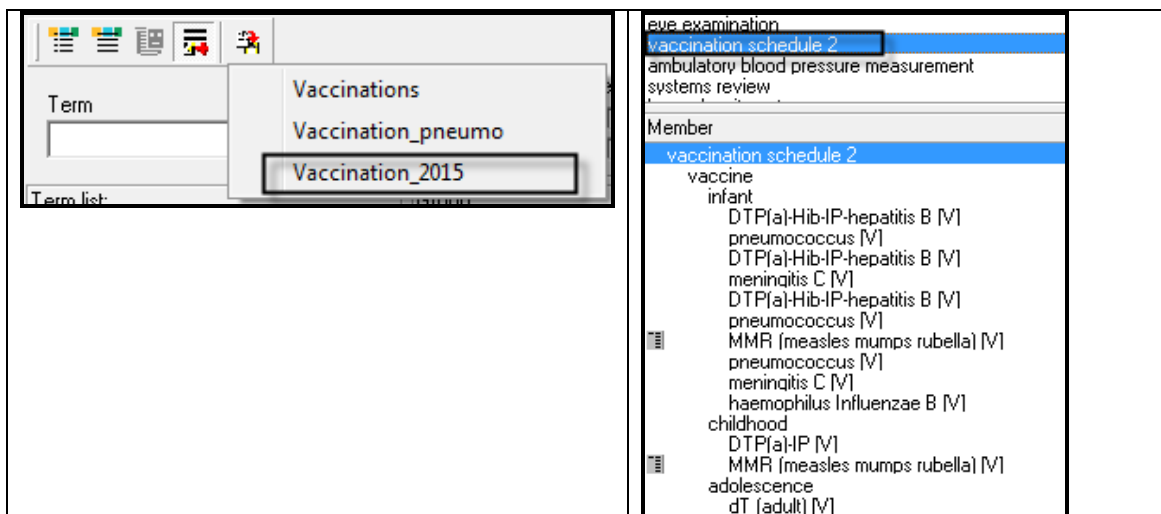


Click the button to the right hand side of the button bar on this screen

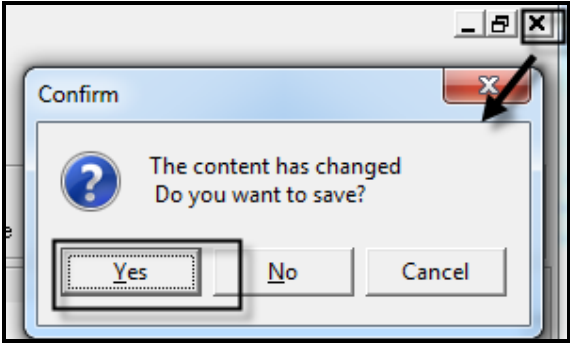


You should have a list of vaccine schedules listed here, including "Vaccination_2015". If this last schedule is missing you should go back to Health one and activate the Liveupdate by clicking on Help → Webupdate

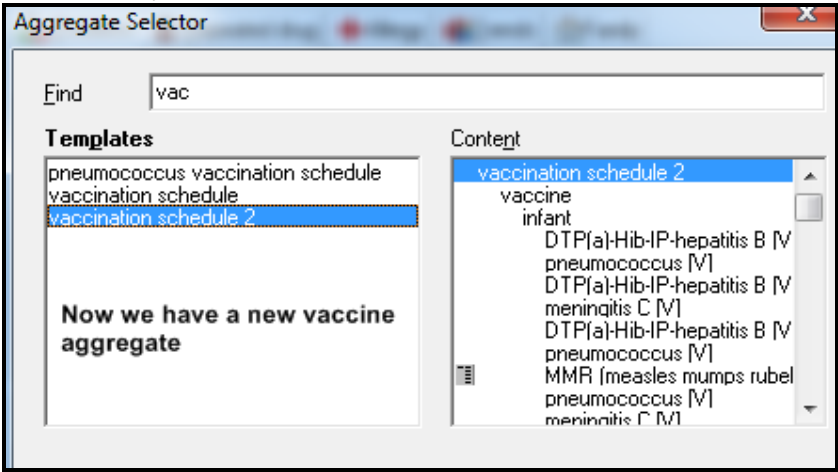
(Note: the file c:\Honewin\Config\DefaultVaccinationSchema.xml has been distributed via the liveupdate. This file contains the new schedule)



When you insert the new schedule you need to save the changes



Now in health one in the patient record, when you click the aggregates to enter the schedule, you have a new option.



You can now apply the neew vaccination schedule to the Isit by right clicking on any of the vaccine items in the list.

